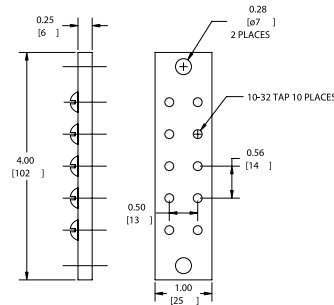


GENERAL ACCESSORIES

GROUNDING STRAPS

Catalog No.	Approx Wire Size (AWG)	Length Between Ring Terminals (CTOC)	Ring Terminal Hole Size	Product Code
SCE-GS808	#8	8.00	0.330	P2
SCE-GS808-25	#8	8.00	0.330	P2

Grounding straps can be used to provide electrical continuity between metal parts which must be electrically connected. Consists of braided copper with a ring terminal at both ends. Braid is insulated with green and yellow striped plastic.



GROUNDING BARS

Catalog No.	Height (A)	Width (B)	Depth (C)	Product Code
SCE-GB10	1.00	4.00	0.25	P2

Designed to provide a grounding area for controls and equipment. Has ten 10-32 tapped conductor holes and two mounting holes. Made of copper.

DOOR STOP KIT

Catalog No.	Finish	Product Code
SCE-DSTOPK	Zinc Plated	P2


For use on most SCE Type 4, 4X and 12 enclosures to lock door in the open position. Door opening must be at least 12 inches and must open horizontally. Designed to be installed at the bottom of the door opening. For installation information, consult our installation manual at www.saginawcontrol.com.

Provided with UL Recognized sealing washer to maintain Environmental Rating of the enclosure.



CABLE DOOR STOP

Catalog No.	Length	Product Code
SCE-CBL15	15.00	P2
SCE-CBL20	20.00	P2




GENERAL ACCESSORIES

KEYBOARD KIT

Catalog No.	Height (A)	Width (B)	Depth (C)	Product Code
SCE-24KB	12.25	24.00	6.00	P2

Designed to house a keyboard input. Mounted on the outside of an enclosure. Enviroline® type construction with ELJ hinge and mini quarter turn lever knobs. Mouse drawer. Made of heavy gauge steel and powder coated ANSI-61 gray. For installation information, consult our installation manual at www.saginawcontrol.com.

Provided with UL Recognized sealing washer to maintain Environmental Rating of the enclosure.



PULLOUT KEYBOARD DRAWER

Catalog No.	Height (A)	Width (B)	Depth (C)	Enclosure Depth	Product Code
SCE-KBS	3.00	20.00	14.00	24.25	P2
SCE-KBS32	3.00	20.00	14.00	32.25	P2

Designed to hold a keyboard and mouse on a separate pullout shelf. Mounts between mounting channels. Made of heavy gauge steel with a white powder coat finish. A mouse pad is included.



REMOVABLE WIRE COVER

Catalog No.	Height (A)	Width (B)	Depth (C)	Enclosure Depth	Product Code
SCE-14RMW	6.00	35.00	14.00	18.00	P2
SCE-20RMW	6.00	35.00	20.00	24.00	P2

Designed to provide a "false" bottom in an enclosure with a bottom flange larger than 7 inches. Cover is bolted to a frame made of heavy gauge steel. Opens with a finger pull latch. A plate is provided to connect wire covers for a continuous bottom. Made of steel and powder coated white. For installation information, consult our installation manual at www.saginawcontrol.com.

